

780^a Series

Sundance® Spas

Chelsee™

226x226x96 cm



MicroClean® Filtration




Fluidix® Jets



Dry Weight	396 kg
Total Filled Weight	2,363 kg
Average Spa Volume	1,514 liters
Total Jets	40
Massage Variety	6
Air Blower	-
Filtration System	MicroClean™
Jet Pumps	2
Electrical	230-240 VAC @ 1x20A 1x16A/1x20A, or 3x16A

Acrylic




Porcelain




Platinum



Celestite



Monaco



Midnight

Cabinetry



Brushed
Gray



Modern
Hardwood



Vintage
Oak

Experience

Patented Fluidix® Jets and 6 Jet Varieties

Swedish Massage Seat

Accu-Pressure™ Therapy Seat

Streamlined Digital Control Panel with Illumination

Clean* Water

Dynamic Flow™ Circulation Pump

Slipstream™ Skimmer

MicroClean® Filtration System

ClearRay Active Oxygen® System

ClearRay® On-Demand

Craftsmanship

Robust Synthetic Base

3-Layer RigidBond® Shell

SunStrong® Cover

SunSide® Cabinetry

Tool-Free Cabinetry

Integrated Exterior LED Indicator Light

Exterior Lighting

Options

BLUEWAVE® stereo

SmartTub® system

EcoWrap® insulation

SunStrong® Extreme Cover

*Clean is defined as the removal of microscopic (down to 3-micron level, varies by model) debris from the water.

The ClearRay Active Oxygen® System utilizes various technologies to achieve cleanliness. One of them is ozone, which aids in the grouping of smaller debris to form larger clusters that can be more easily captured in the filtration process.

All hot tub dimensions are approximate, and shown in: LxWxH. Please see spec book for additional details.